

FELTON

TAPWARE PRODUCT CATALOGUE AUSTRALIA
OCTOBER 2018



LEADING INNOVATIONS IN WATER
TECHNOLOGY SINCE 1968

Look out for *Symbols*



FOR ALL PRESSURES
INCLUDING UNEQUAL



FOR EQUAL HIGH
(MAINS) PRESSURE



Available
on request

FOR LOW PRESSURE
(AVAILABLE ON REQUEST)



5 YEAR
WARRANTY



10 YEAR
WARRANTY



SHOWER
APERTURE



WATERMARK
CERTIFIED

Contents

| | |
|----------------|----|
| Smartflow | 7 |
| Smartview® | 11 |
| Axiss | 15 |
| Max | 25 |
| Slique | 31 |
| Halo Showers | 35 |
| Que | 39 |
| Corto | 47 |
| Reflex | 51 |
| Felton Care | 51 |
| OUR WARRANTIES | 52 |

OUR STORY

CREATING INNOVATIVE WATER
PRODUCTS SINCE 1968



KIWI INGENUITY

SINCE 1968

Felton is a Kiwi owned and operated company focused on delivering amazing customer experiences through our shower and tapware innovations. Max Davies established Felton in 1968 on Felton Matthew Ave in Glen Innes, Auckland.

OUR PEOPLE

Felton is made up of a tight knit team with diverse backgrounds and extensive experience in their respective fields. We are driven by the belief that a harmonious blend of function, form and design are the key ingredients to creating the ultimate experiences in tapware and showerware.

OUR INNOVATION

With a vested interest in the environment and increasing efficiencies, one of Felton's main areas of focus is water-saving products. Today, with over 1.6 million shower mixers sold, Felton is committed to delivering even more innovation, design and technology for many more years to come.

OUR STANDARDS

From design to dispatch, our procedures are audited by SAI Global (Telarc) and comply with ISO9001. Our ISO9001 certification confirms our commitment to quality management systems, as well as demonstrating our willingness to improve efficiency in order to deliver better products and services to our customers. The Watermark certification is a mark of quality that confirms our products meet the relevant NZ / AUS plumbing and building industry standards.


OUR DESIGNS

Felton's design process encompasses three main considerations: understanding the user needs, research and development of the latest technologies, and respect for the environment.

OUR QUALITY

Felton is proud to have some of the best designers in the industry who are constantly striving for perfection and pushing water technology to the next level.





Felton Digital is for those who simply want the best that technology has to offer. By utilising full digital integration, the Felton Digital range is about bringing aspirational luxury within reach.

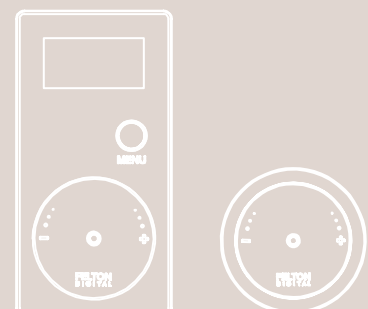
TOMORROW'S SHOWER IS HERE

Smartflow & Smartview are digital thermostatic shower mixers featuring Swiss technology which allows you to alter your water temperature & flow comfortably at the touch of a button.

There are three programmable memory settings to customise your shower temperature & flow rate as well as the ability to set a maximum temperature.

The thermostatic mixers allow constant water temperatures even when other taps in the house are used, making for a safer shower, especially for children & the elderly.

Felton Digital Smartflow and Smartview come with a 5 year warranty and are available through specialist plumbing and bathroom distributors.







SMARTFLOW

Entry Level Digital Thermostatic Shower Mixer



SMARTFLOW

Smartflow is Felton's entry-level digital thermostatic shower mixer. This mixer is designed to adjust itself to maintain your selected shower temperature.

Coloured LED lights indicate the current temperature is cold, warm or hot.

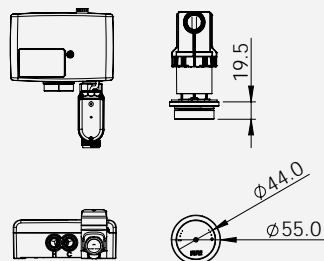
Other useful settings include maximum run time & temperature, soft cleaning mode & electronic diagnostics. A safety stop slows temperature increase after 40°C to a maximum setting of 50°C.



SMARTFLOW Digital Shower Mixer

Digital Thermostatic Shower Mixer only

FD-SFCSMCA



Shower Mixer



Memory Setting



Safe Cleaning Mode



Eco Stop



Anti-scald



Thermal Disinfection



Diagnostic



Factory Setting



Operating Pressure



Warranty



Watermark

Single water outlet

Three programmable settings for temperature and flow rate

Disabling the unit for 45 sec

The control unit switches off after 30 minutes by default

Slower temperature increase after 40°C

Flushing the outlet with hot water for 2 minutes

Checking wheel with error indicator

Resetting back to factory settings

Suitable for Mains Pressure only

5 years warranty

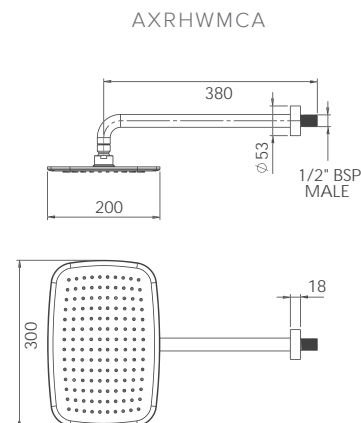
Watermark certified



SMARTFLOW Digital Axiss Pack 01 FD-SFAXC01A

Smartflow Digital Shower Mixer
+ Axiss Rain Head combo AXRHWMCa

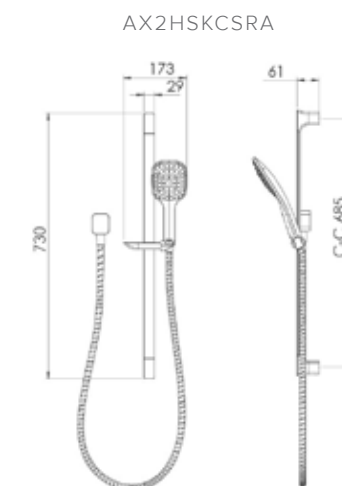
WELS MP ★ ★ ★ 8.5 L/min



SMARTFLOW Digital Axiss Pack 02 FD-SFAXC02A

Smartflow Digital Shower Mixer
+ Axiss II Slide Shower combo AX2HSKCSRA

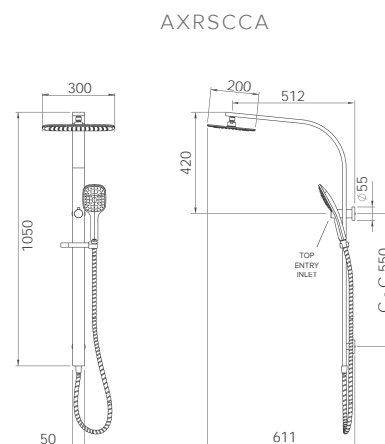
WELS MP ★ ★ ★ 8.5 L/min



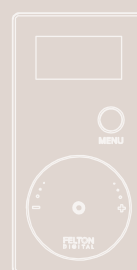
SMARTFLOW Digital Axiss Pack 03 FD-SFAXC03A

Smartflow Digital Shower Mixer
+ Axiss Shower Column combo AXRSCCA

WELS MP ★ ★ ★ 7.5 L/min RAIN HEAD
MP ★ ★ ★ 8.0 L/min HANDPIECE







SMARTVIEW®

Premium Level Digital Thermostatic Shower Mixer



SMARTVIEW®

Smartview is Felton's premium-level digital shower mixer. An OLED screen displays all your settings, including current temperature & actual water usage - a real incentive to save precious water resources.

Additional settings include maximum run time & temperature, electronic diagnostics & self clean mode.

A safety stop slows temperature increase after 40°C to a maximum of 50°C.

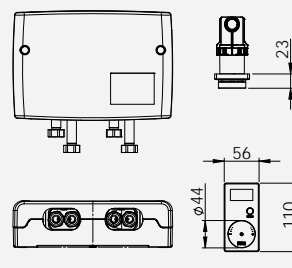
Available in black or white, please specify upon ordering.



SMARTVIEW® Digital Shower Mixer

Digital Thermostatic Shower Mixer only

FD-SVCSMCA



Diverter Mixer

Selection between two water outlets



User lock

Disabling the unit for 45 sec



Eco stop

The control unit can be switched off after 30 minutes on default



Anti-scald

Slower temperature increase after 40°C



Thermal Disinfection

Flushing the outlet with hot water for 5 minutes



Diagnostic

Checking the vision wheel with error indicator



Factory setting

Resetting to factory settings



Temperature

Choose between Celsius (°C) and Fahrenheit (°F)



Water indicator

Shows the actual water consumption



Operating Pressure

Suitable for Mains Pressure only



Warranty

5 years warranty



Watermark

Watermark certified

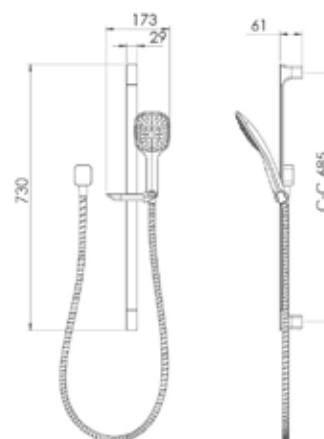


SMARTVIEW® Digital Axiss Pack 02 FD-SVAXC02A

Smartview Digital Shower Mixer
+ Axiss II Slide Shower combo AX2HSKCSRA

WELS MP ★ ★ ★ 8.5 L/min

AX2HSKCSRA

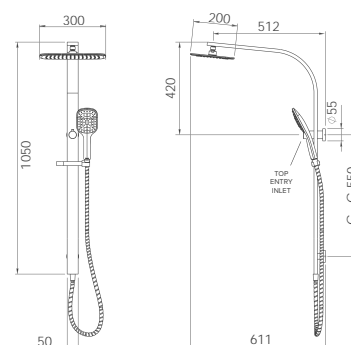


SMARTVIEW® Digital Axiss Pack 03 FD-SVAXC03A

Smartview Digital Shower Mixer
+ Axiss Shower Column combo AXRSCCA

WELS MP ★ ★ ★ 7.5 L/min RAIN HEAD
MP ★ ★ ★ 8.0 L/min HANDPIECE

AXRSCCA



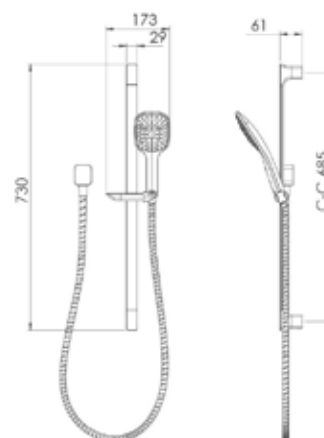
SMARTVIEW® Digital Axiss Pack 04 FD-SVAXC04A

Smartview Digital Shower Mixer
+ Axiss II Slide Shower AX2HSKCSRA
+ Rain Head combo AXRHWMCa

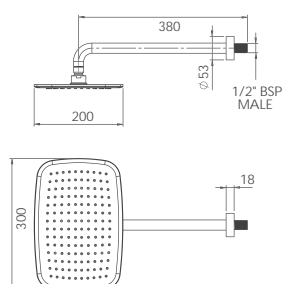
WELS AX2HSKCSRA
MP ★ ★ ★ 8.5L/min

WELS AXRHWMCa
MP ★ ★ ★ 8.5 L/min

AX2HSKCSRA



AXRHWMCa





**Best Design Awards
Winner 2015**





AXISS

Functional, thoughtful and beautiful.

The Axis range changes how we use our mixers. With its sleek and modern form inspired by organic curves, Axis delivers a new level of usability and flexibility.



1 AXISS BASIN MIXER BLACK

AXBMBBA

- Matte Black electroplated finish
- 25mm quality European cartridge
- Designed in NZ

WELS MP ★★★★★ 7.0 L/min

EQUAL HIGH (MAINS) PRESSURE

MP

EQUAL LOW PRESSURE

LP

WaterMark

15 YEARS WARRANTY

*2 year labour
*5 year limited warranty on product finish

Available on request



2 AXISS SINK MIXER BLACK

AXSMBA

- Matte Black electroplated finish
- 35mm quality European cartridge with anti-scald and flow limiter
- 360° swivel spout
- Designed in NZ

WELS MP ★★★★★ 7.5 L/min

EQUAL HIGH (MAINS) PRESSURE

MP

EQUAL LOW PRESSURE

LP

WaterMark

15 YEARS WARRANTY

*2 year labour
*5 year limited warranty on product finish

Available on request



3 AXISS WALL MOUNTED BASIN / BATH MIXER BLACK

AXBFBFA

- Matte Black electroplated finish
- 40mm quality European cartridge with anti-scald and flow limiter
- Designed in NZ

WELS MP ★★★★★ 7.5 L/min (when installed as basin mixer)

EQUAL HIGH (MAINS) PRESSURE

MP

EQUAL LOW PRESSURE

LP

WaterMark

15 YEARS WARRANTY

*2 year labour
*5 year limited warranty on product finish

Available on request



4 AXISS WALL MOUNTED SWIVEL BASIN / BATH MIXER BLACK

AXSBFBA

- Matte Black electroplated finish
- 40mm quality European cartridge with anti-scald and flow limiter
- Features 180° swivel spout
- Designed in NZ

WELS MP ★★★★★ 7.0 L/min (when installed as basin mixer)

EQUAL HIGH (MAINS) PRESSURE

MP

EQUAL LOW PRESSURE

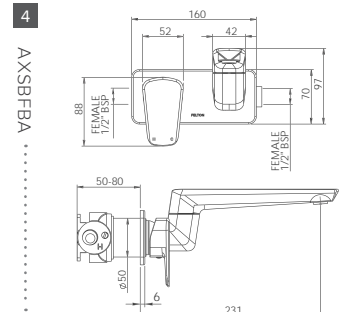
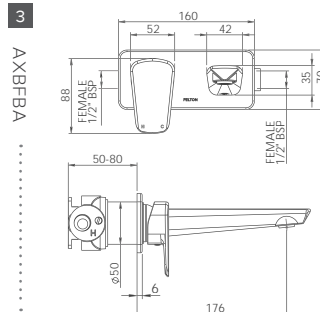
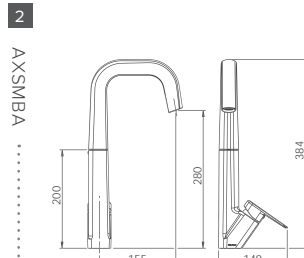
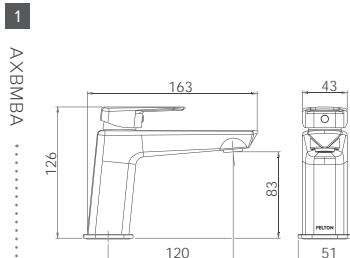
LP

WaterMark

15 YEARS WARRANTY

*2 year labour
*5 year limited warranty on product finish

Available on request





1 AXISS BATH SPOUT 1/2" BLACK

AXBSBA

- Matte Black electroplated finish
- 1/2 inch female thread
- Easy fit installation
- Designed in NZ

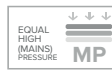


*2 year labour
*5 year limited warranty
on product finish

2 AXISS SWIVEL BATH SPOUT 1/2" BLACK

AXBSSBA

- Matte Black electroplated finish
- Features 180° swivel spout
- 1/2 inch female thread & easy fit installation
- Designed in NZ



*2 year labour
*5 year limited warranty
on product finish



3 AXISS SHOWER MIXER BLACK

AXFCSMBA

- Matte Black electroplated finish
- 40mm quality European cartridge with anti-scald and flow limiter
- Designed and assembled in NZ



*2 year labour
*5 year limited warranty
on product finish

Available on request



4 AXISS DIVERTER SHOWER MIXER BLACK

AXFDCSMBA

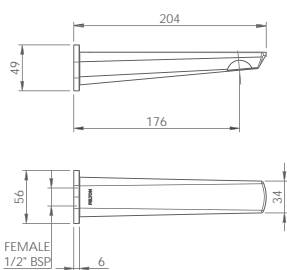
- Matte Black electroplated finish
- German made diverter headworks
- 40mm quality European cartridge with anti-scald and flow limiter
- Designed and assembled in NZ



*2 year labour
*5 year limited warranty
on product finish

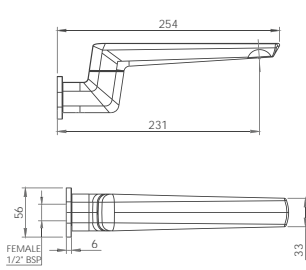
1

AXBSBA



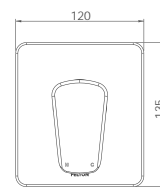
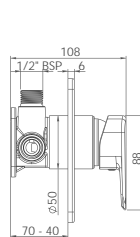
2

AXBSSBA



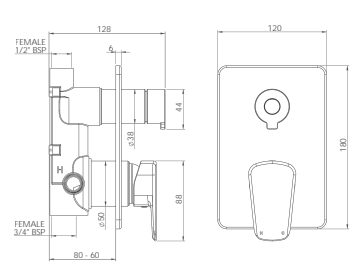
3

AXFCSMBA



4

AXFDCSMBA







1 **AXISS RAIN SHOWER COLUMN BLACK**

AXRSCBA

- Matte Black finish
- Brass shower column with brackets

WELS **MP ★★ ★** 7.5 L/min Rain Head
MP ★★ ★ 8.0 L/min Handpiece

| | | | | | |
|--|---|--|--|--|---|
|  EQUAL HIGH (MAINS) PRESSURE |  MP |  89mm ² SHOWER APERTURE |  54mm ² SHOWER APERTURE |  Watermark |  5 YEARS WARRANTY |
| RAIN HEAD | | HANDPIECE | | | |



2 **AXISS RAIN SHOWER COLUMN**

AXRSCCA

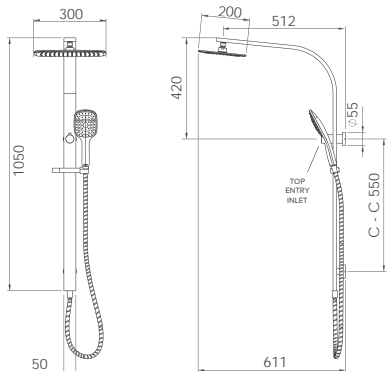
- Brass shower column with brackets

WELS **MP ★★ ★** 7.5 L/min Rain Head
MP ★★ ★ 8.0 L/min Handpiece

| | | | | | |
|--|--|--|--|--|---|
|  EQUAL HIGH (MAINS) PRESSURE |  MP |  89mm ² SHOWER APERTURE |  54mm ² SHOWER APERTURE |  Watermark |  5 YEARS WARRANTY |
| RAIN HEAD | | HANDPIECE | | | |

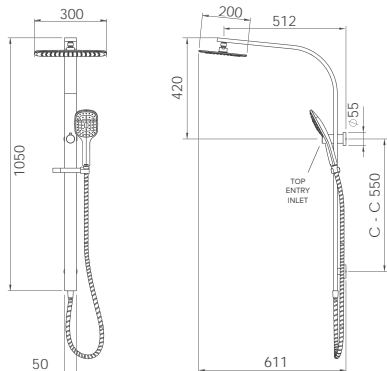
1

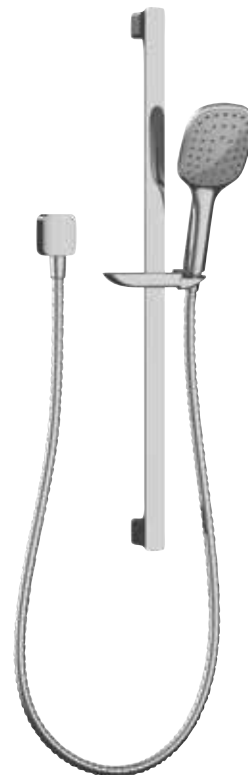
AXRSCBA



2

AXRSCCA





1 AXISS II SINGLE SPRAY SLIDE SHOWER BLACK

AX2HSKCSRBA

- Matte Black finish
- Single function handpiece
- 730mm slide rail (C-C 685mm)

WELS **MP** ★ ★ ★ 8.5 L/min



2 AXISS II SINGLE SPRAY SLIDE SHOWER

AX2HSKCSRA

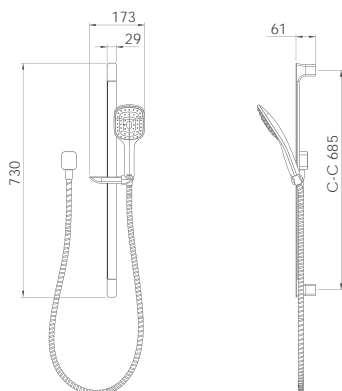
- Single function handpiece
- 730mm slide rail (C-C 685mm)

WELS **MP** ★ ★ ★ 8.5 L/min



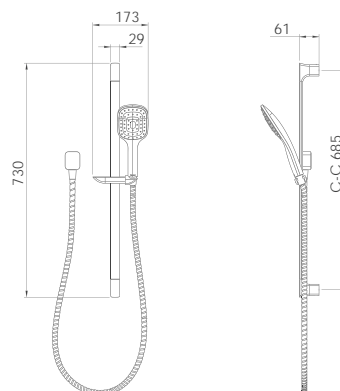
1

AX2HSKCSRBA



2

AX2HSKCSRA





1 **AXISS BASIN MIXER**

AXBMCA

- 25mm quality European cartridge
- Designed in NZ

WELS MP ★★★★★ 7.0 L/min



*2 year labour

Available on request



2 **AXISS FOUNTAIN BASIN MIXER**

AXSBMCA

- Features 280° drinking fountain
- 25mm quality European cartridge
- Designed in NZ

WELS MP ★★★★★ 7.0 L/min



*2 year labour

Available on request



3 **AXISS WALL MOUNTED BASIN/ BATH MIXER**

AXBFCFA

- 40mm quality European cartridge with anti-scald and flow limiter
- Designed in NZ

WELS MP ★★★★★ 7.5 L/min
(when installed as basin mixer)



*2 year labour

Available on request



4 **AXISS WALL MOUNTED SWIVEL BASIN/ BATH MIXER**

AXSBFCA

- 40mm quality European cartridge with anti-scald and flow limiter
- Features 180° swivel spout
- Designed in NZ

WELS MP ★★★★★ 7.0 L/min
(when installed as basin mixer)

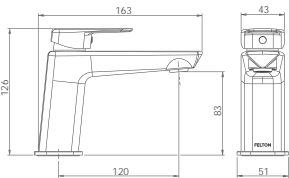


*2 year labour

Available on request

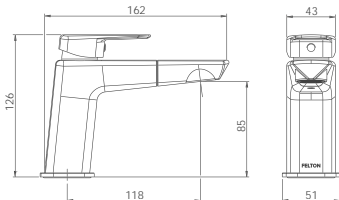
1

AXBMCA



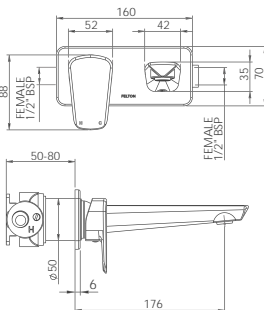
2

AXSBMCA



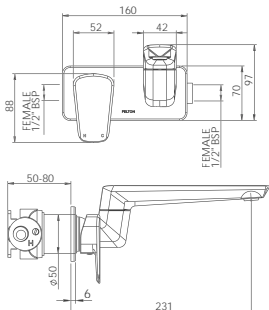
3

AXBFCFA



4

AXSBFCA





1 AXISS BATH SPOUT 1/2"

AXBSCA

- 1/2 inch female thread
- Easy fit installation
- Designed in NZ



MP ★★★★★ 7.0 L/min



*2 year labour



2 AXISS SWIVEL BATH SPOUT 1/2"

AXBSSCA

- Features 180° swivel spout
- 1/2 inch female thread & easy fit installation
- Designed in NZ



MP ★★★★★ 7.5 L/min



*2 year labour



3 AXISS SHOWER MIXER

AXFCSMCA

- Low cost economical mixer
- 40mm quality European cartridge with anti-scald and flow limiter
- Designed and assembled in NZ



*2 year labour

Available on request

4 AXISS DIVERTER SHOWER MIXER

AXFDCSMCA

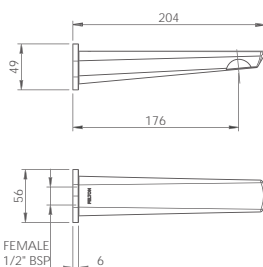
- German made diverter headworks
- 40mm quality European cartridge with anti-scald and flow limiter
- Designed and assembled in NZ



*2 year labour

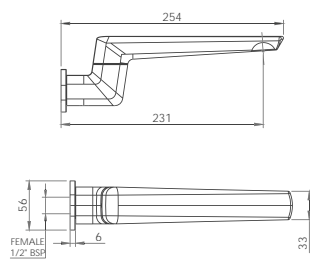
1

AXBSCA



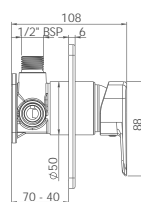
2

AXBSSCA



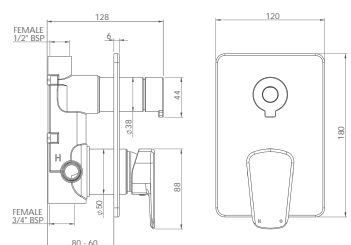
3

AXFCSMCA



4

AXFDCSMCA





1 **AXISS SINK MIXER**

AXSMCA

- 35mm quality European cartridge with anti-scald and flow limiter
- 360° swivel spout
- Designed in NZ

 **MP ★★★★★** 7.5 L/min



Available on request



*2 year labour

2 **AXISS VEGE SPRAY SINK MIXER**

AXSMSCA

- 360° swivel nozzle with dual function spray and jet
- 35mm quality European cartridge with anti-scald and flow limiter
- 360° swivel spout
- Designed in NZ

 **MP ★★★★★** 7.5 L/min



Available on request



*2 year labour

3 **AXISS SINK MIXER BRUSHED NICKEL**

AXSMMA

- Low maintenance Brushed Nickel finish (resistant to water spots)
- 35mm quality European cartridge with anti-scald and flow limiter
- 360° swivel spout
- Designed in NZ

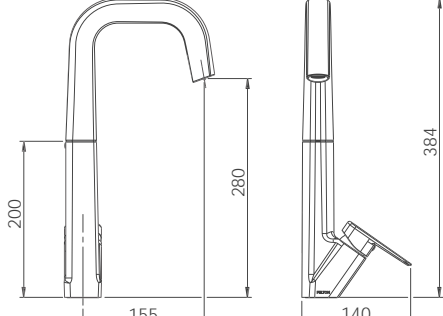
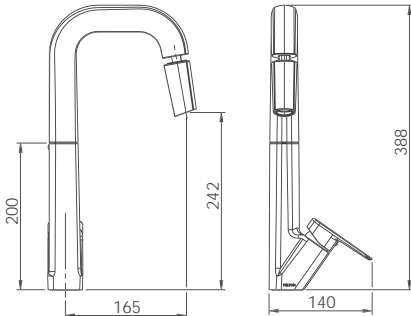
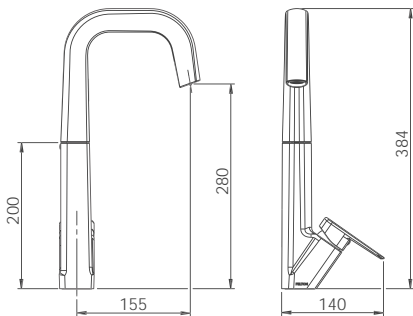
 **MP ★★★★★** 7.5 L/min



Available on request



*2 year labour





1 AXISS RAIN HEAD CEILING MOUNTED

AXRHCMA

- 300mm vertical reach (from flange to outlet)
- 1/2 inch male thread



2 AXISS RAIN HEAD WALL MOUNTED

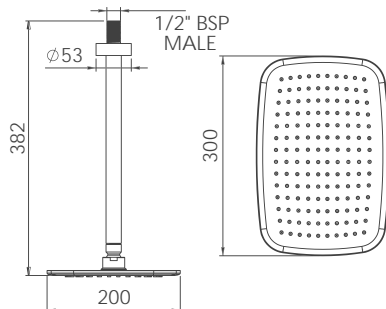
AXRHWMA

- 350mm horizontal reach (from flange to outlet)
- 1/2 inch male thread



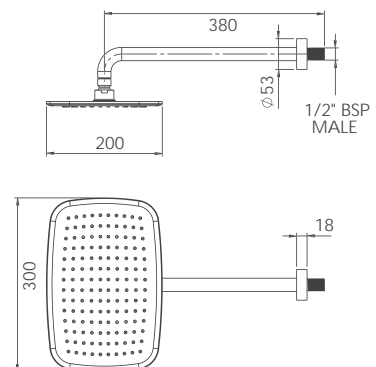
1

AXRHCMA



2

AXRHWMA



M A X

Minimalist with an organic twist, Max is a compact and versatile range. Launched to coincide with our 50th anniversary, the range is named after our company founder Max Davies. Usability and flexibility are paramount with the incorporation of swivel spouts and varying spout lengths. It is ideal for smaller bathrooms and kitchens where space is a premium.





Best.

**Best Design Awards
Finalist 2018**

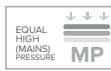


1 MAX BASIN MIXER

MXBMCA

- 25mm quality European cartridge
- Pivoting aerator included
- Designed in NZ

WELS MP ★★★★★ 7.0 L/min



*2 year labour

Available on request

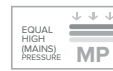


2 MAX SWIVEL BASIN MIXER

MXSBMCA

- 25mm quality European cartridge
- 360° swivel spout and pivoting aerator included
- Designed in NZ

WELS MP ★★★★★ 7.0 L/min



*2 year labour

Available on request



3 MAX TALL BASIN MIXER

MXTBMCA

- 40mm quality European cartridge with anti-scald and flow limiter
- Designed in NZ

WELS MP ★★★★★ 7.0 L/min



*2 year labour

Available on request



4 MAX SINK MIXER

MXSMCA

- 40mm quality European cartridge with anti-scald and flow limiter
- Designed in NZ

WELS MP ★★★★★ 7.5 L/min

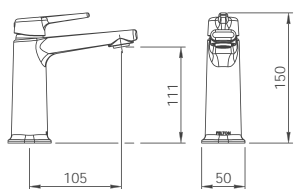


*2 year labour

Available on request

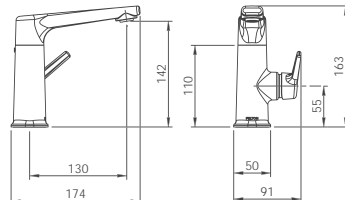
1

MXBMCA



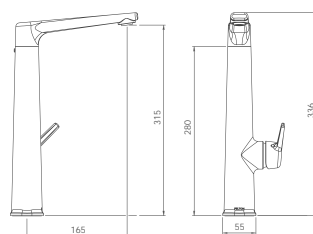
2

MXSBMCA



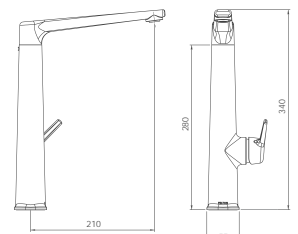
3

MXTBMCA



4

MXSMCA





1 MAX MAINS PRESSURE SHOWER MIXER

MXCSMCA

- Quality metal faceplate
- 35mm quality European cartridge
- Designed and assembled in NZ



*2 year labour



2 MAX DIVERTER SHOWER MIXER

MXDCSMCA

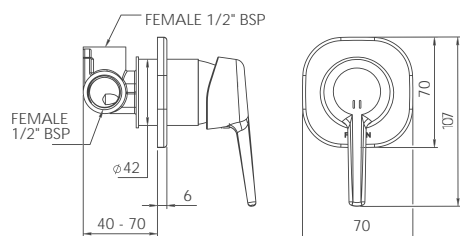
- Switch between two water outlets
- 35mm quality European cartridge
- Designed and assembled in NZ



*2 year labour

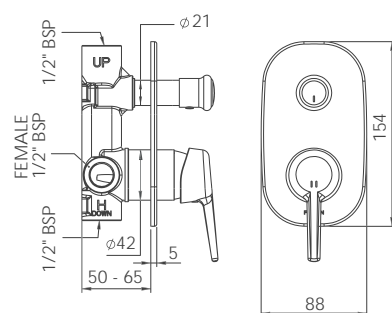
1

MXCSMCA



2

MXDCSMCA





1 MAX WALL MOUNTED SWIVEL BASIN/ BATH MIXER

MXSBFCA-S | MXSBFCA-M | MXSBFCA-L

- Available in three different spout lengths – Short, Medium and Long
- 40mm quality European cartridge with anti-scald and flow limiter
- Designed in NZ



MP ★★★★★ 7.5 L/min
(when installed as basin mixer)



*2 year labour

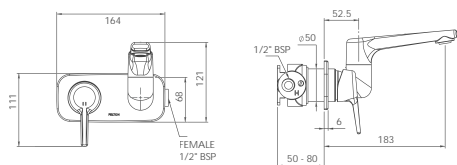
2 MAX SWIVEL BATH SPOUT

MXSBSCA-S | MXSBSCA-M | MXSBSCA-L

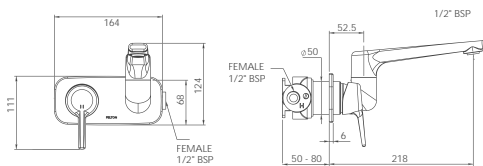
- Available in three different spout lengths – Short, Medium and Long
- ½ inch female thread & easy fit installation
- Features 180° swivel spout
- Designed in NZ



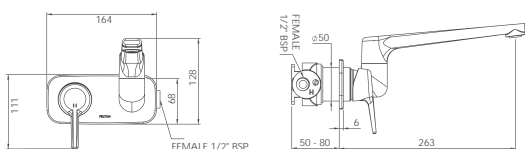
*2 year labour



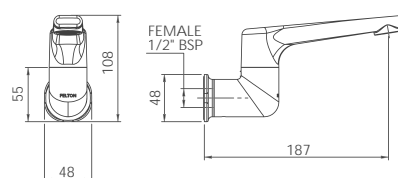
MXSBFCA-S



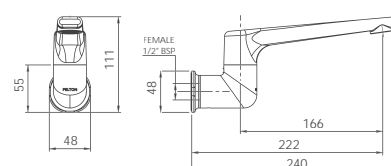
MXSBFCA-M



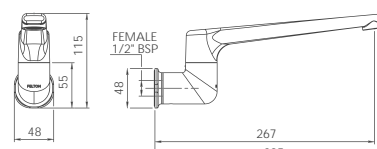
MXSBFCA-L



MXSBSCA-S



MXSBSCA-M



MXSBSCA-L



TOP ENTRY
INLET

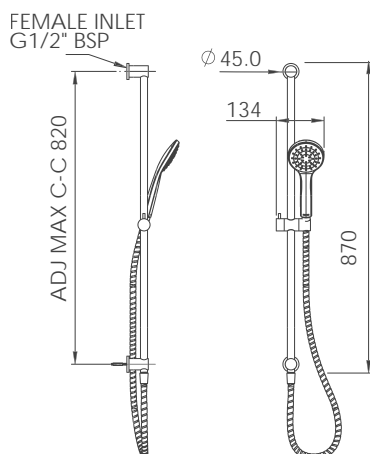
Minimalist with an
organic twist

3 MAX WET RENO RAIL

MXHSKCSRA

- Top entry adjustable wet rail
- Single function handpiece
- 870mm slide rail (C-C 820mm)
- Connects to slide rail without a separate outlet to elbow

WELS MP ★ ★ ★ 8.0 L/min



S L I Q U E

The Slique range embodies a soft square aesthetic with a refined and contemporary twist on the classic look.



1 SLIQUE BASIN MIXER

SBMCA

- 25mm quality European cartridge

WELS MP ★★★★★ 6.5 L/min



*2 year labour

Available on request



2 SLIQUE TALL BASIN MIXER

STBMCA

- 25mm quality European cartridge
- 360° swivel spout
- Designed in NZ

WELS MP ★★★★★ 6.5 L/min



*2 year labour

Available on request



3 SLIQUE SINK MIXER

SSMCA

- 40mm quality European cartridge with anti-scald and flow limiter
- Designed in NZ

WELS MP ★★★ 8.0 L/min



*2 year labour

Available on request



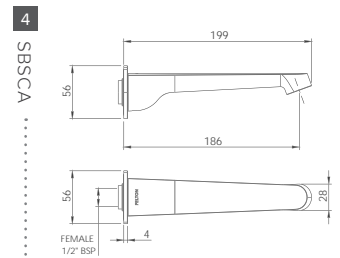
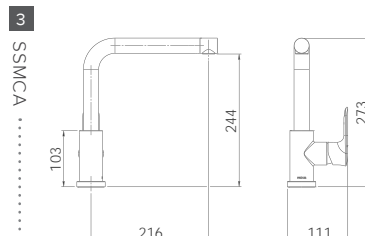
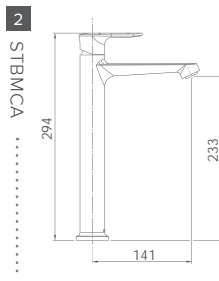
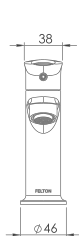
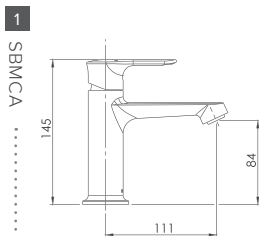
4 SLIQUE BATH SPOUT

SBSCA

- ½ inch female thread
- Easy fit installation
- Designed in NZ



*2 year labour





1 SLIQUE SHOWER MIXER

SFCSMCA

- 40mm quality European cartridge with anti-scald and flow limiter
- Designed and assembled in NZ



*2 year labour

Available on request

2 SLIQUE WALL MOUNTED BASIN/BATH MIXER

SBFCA

- 40mm quality European cartridge with anti-scald and flow limiter
- Designed and assembled in NZ



MP ★★★★★ 7.0 L/min
(when installed as basin mixer)



*2 year labour

Available on request



3 SLIQUE DIVERTER MIXER

SDCSMCA

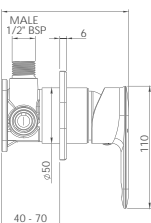
- 35mm quality European cartridge with anti-scald and flow limiter



*2 year labour

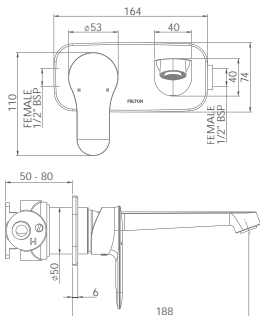
1

SFCSMCA



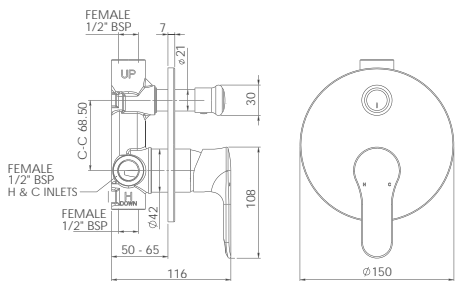
2

SBFCA



3

SDCSMCA









HALO SHOWERS

Minimalist forms with clean, elegant lines designed to complement the modern bathroom.



1 HALO II SLIDE SHOWER

H2HSKCSRWA | H2HSKCSRGA | H2HSKCSRBA

- Single function handpiece
- 700mm slide rail (C-C 672mm)

WELS MP ★ ★ ★ 8.5 L/min

EQUAL HIGH (MAINS) PRESSURE

MP

WaterMark

38mm² SHOWER APERTURE

5 YEARS WARRANTY

Handpiece face available in three different colours:

White

H2HSKCSRWA



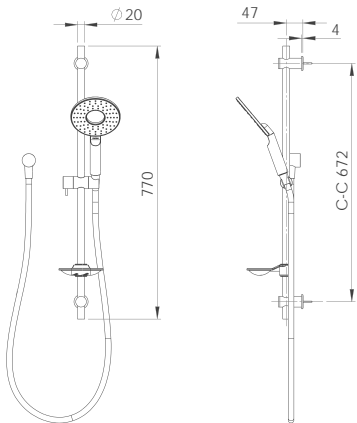
Gunmetal

H2HSKCSRGA



Black

H2HSKCSRBA



2 HALO RAIN SHOWER COLUMN

HRSCCA

- Single function handpiece in gunmetal
- Top entry G1/2" BSP inlet
- Brass shower column with brackets
- Built in diverter to switch between rain head and handpiece
- Concealed inlet from wingback - hose to handpiece only

WELS MP ★ ★ ★ 7.5 L/min Rain Head
MP ★ ★ ★ 7.5 L/min Handpiece

EQUAL HIGH (MAINS) PRESSURE

MP

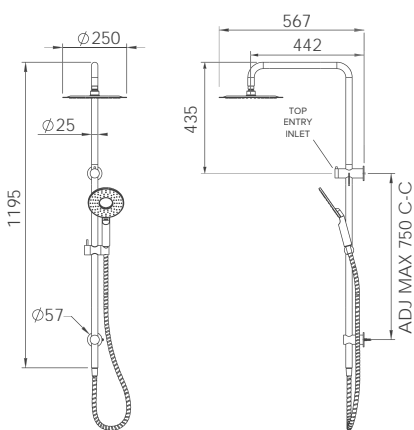
143mm² SHOWER APERTURE

38mm² SHOWER APERTURE

WaterMark

5 YEARS WARRANTY

RAIN HEAD HANDPIECE



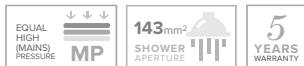


1 HALO RAIN HEAD CEILING MOUNTED

HRHCMCA

- 300mm vertical reach (from flange to outlet)
- 1/2 inch male thread

WELS MP ★★★ 8.0 L/min

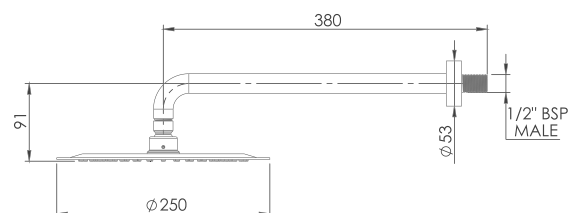
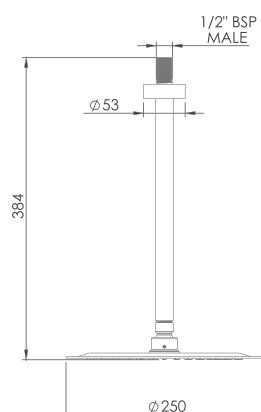
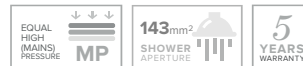


2 HALO RAIN HEAD WALL MOUNTED

HRHWMCA

- 350mm horizontal reach (from flange to outlet)
- 1/2 inch male thread

WELS MP ★★★ 8.0 L/min



Q U E

Inspired by contemporary curves and soft square designs, the Que range adds elegance to any bathroom.





1 QUE SHOWER MIXER BLACK

QFCSMBA

- Matte Black electroplated finish
- 40mm quality European cartridge with anti-scald and flow limiter
- Designed, assembled in NZ



*2 year labour
*5 year limited warranty
on product finish

Available
on request



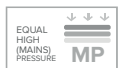
3 QUE BASIN MIXER BLACK

QBMBA

- Matte Black electroplated finish
- 25mm quality European cartridge
- Designed in NZ




MP ★★★★★ 7.0 L/min



*2 year labour
*5 year limited warranty
on product finish

Available
on request



2 QUE BATH SPOUT BLACK

QBSBA

- Matte Black electroplated finish
- ½ inch female thread & easy fit installation
- Designed in NZ



*2 year labour
*5 year limited warranty
on product finish



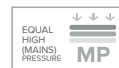
4 QUE II SINK MIXER BLACK

Q2SMBA

- Matte Black electroplated finish
- 35mm quality European cartridge with anti-scald and flow limiter
- 360° swivel spout
- Designed in NZ



MP ★★★★★ 7.0 L/min

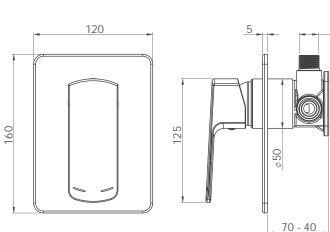


*2 year labour
*5 year limited warranty
on product finish

Available
on request

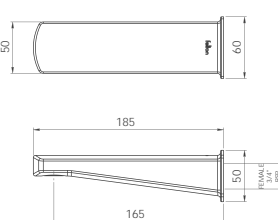
1

QFCSMBA



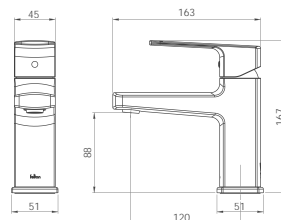
2

QBSBA



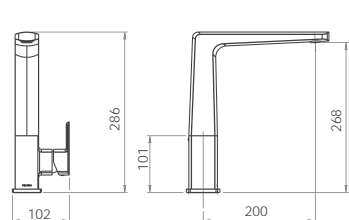
3

QBMBA



4

Q2SMBA





1 QUE II SINGLE SPRAY SLIDE SHOWER BLACK

Q2HSKCSRBA

- Single function handpiece
- 840mm pivoting slide rail (731mm C-C)

WELS MP ★ ★ 8.5 L/min



*5 year limited warranty on product finish

The Quick Guide to Matte Black Tapware:

MAINTENANCE & CARE

We've chosen to use electroplated finish on all our matte black tapware, which is why we've designed our matte black products to be electroplated finish as oppose to other matte black finishes available. Here we'll answer some FAQs about matte black tapware, and guide you through the basic principles on caring for your black tapware.

What is electroplating?

Electroplating is a process that uses electric currents to dissolve metal to form a metal coating. Electroplating is harder wearing than powder coating or painting, which is why we have chosen this for Felton matte black products.

Although electroplating is more durable than powder coating or painting, it is not scratch proof and care should be taken when cleaning and handling the products – just like chrome tapware.

Will it scratch easily?

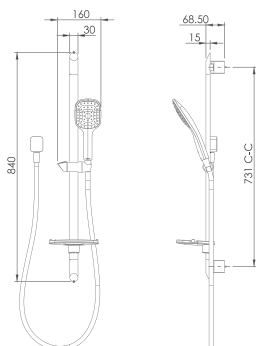
Any metal coating can scratch; as with chrome or a polished car, if you scrape something sharp or hard on the surface, it will leave a mark and may remove some coating. All that should touch tapware and showerware is skin, cloths and towels. Rings on fingers can be a risk – but it takes some force to do much damage.

As you know, the main risk of scratching is in the installation and building phase. Once installed, fittings need protection until the renovation or build is finished. We recommend leaving the cloth bag (supplied with the product) over it until all work is finished.

Caring for your matte black products

A soft or microfibre cloth and warm soapy water is all that's needed to clean Felton matte black products. Avoid waxes, solvents, abrasives, acids and other chemical-based cleaning products and don't use any rough cleaning materials such as scourers.

Over time, you may find light staining on your black tapware due to silicone grease from the O-ring. You can remove this by using a clean soft/microfiber cloth with methylated spirits (denatured alcohol) to remove any silicone grease stain. Overall, with a little TLC the more you care for your black tapware, the longer they will last.



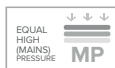




1 QUE SHOWER MIXER


QFCSMCA

- 40mm quality European cartridge with anti-scald and flow limiter
- Designed and assembled in NZ



*2 year labour

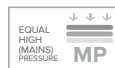
Available on request



2 QUE BATH SPOUT

QBSCA

- ½ inch female thread
- Easy fit installation
- Designed in NZ



*2 year labour



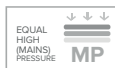
3 QUE BASIN MIXER

QBMCA

- 25mm quality European cartridge
- Designed in NZ



MP ★★★★★ 7.0 L/min



*2 year labour

Available on request



4 QUE II SINK MIXER

Q2SMCA

- 35mm quality European cartridge with anti-scald and flow limiter
- 360° swivel spout
- Designed in NZ



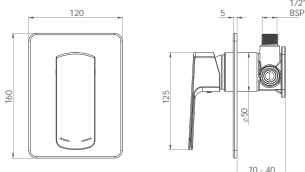
MP ★★★★★ 7.0 L/min



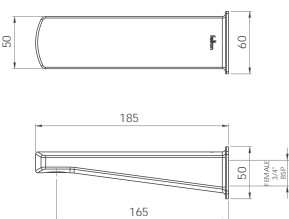
*2 year labour

Available on request

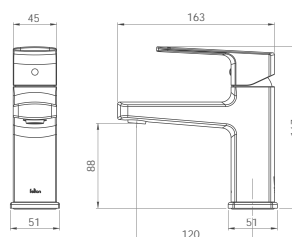
1 QFCSMCA



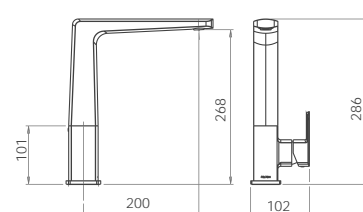
2 QBSCA



3 QBMCA



4 Q2SMCA





1 QUE RAIN HEAD CEILING MOUNTED

QRHCMCA

- 300mm vertical reach (from flange to outlet)
- 1/2 inch male thread

WELS MP ★★★ 8.0 L/min

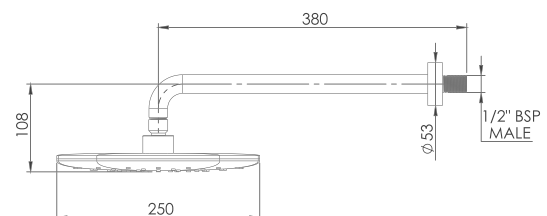
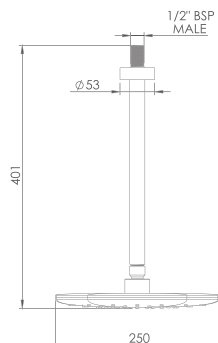


2 QUE RAIN HEAD WALL MOUNTED

QRHWMCA

- 350mm horizontal reach (from flange to outlet)
- 1/2 inch male thread

WELS MP ★★★ 8.0 L/min





1 QUE II SINGLE SPRAY SLIDE SHOWER

Q2HSKCSRA

- Single function handpiece
- 840mm pivoting slide rail (C-C 731mm)

WELS MP ★★ 8.5 L/min

EQUAL HIGH (MAINS) PRESSURE

MP

54mm² SHOWER APERTURE

WaterMark

5 YEARS WARRANTY



2 QUE II RAIN SHOWER COLUMN

Q2RSCCA

- Brass shower column with brackets
- Top section pivotable
- Built in diverter to switch between rain head and handpiece
- Concealed inlet from wingback - hose to handpiece only

WELS MP ★★★ 7.5 L/min Rain Head
MP ★★★ 7.5 L/min Handpiece

EQUAL HIGH (MAINS) PRESSURE

MP

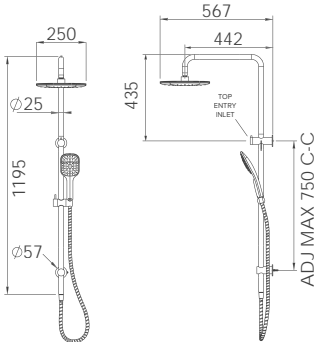
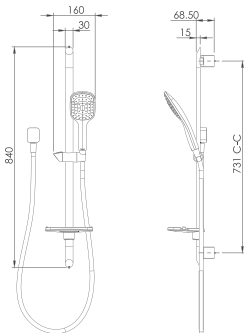
105mm² SHOWER APERTURE

54mm² SHOWER APERTURE

WaterMark

5 YEARS WARRANTY

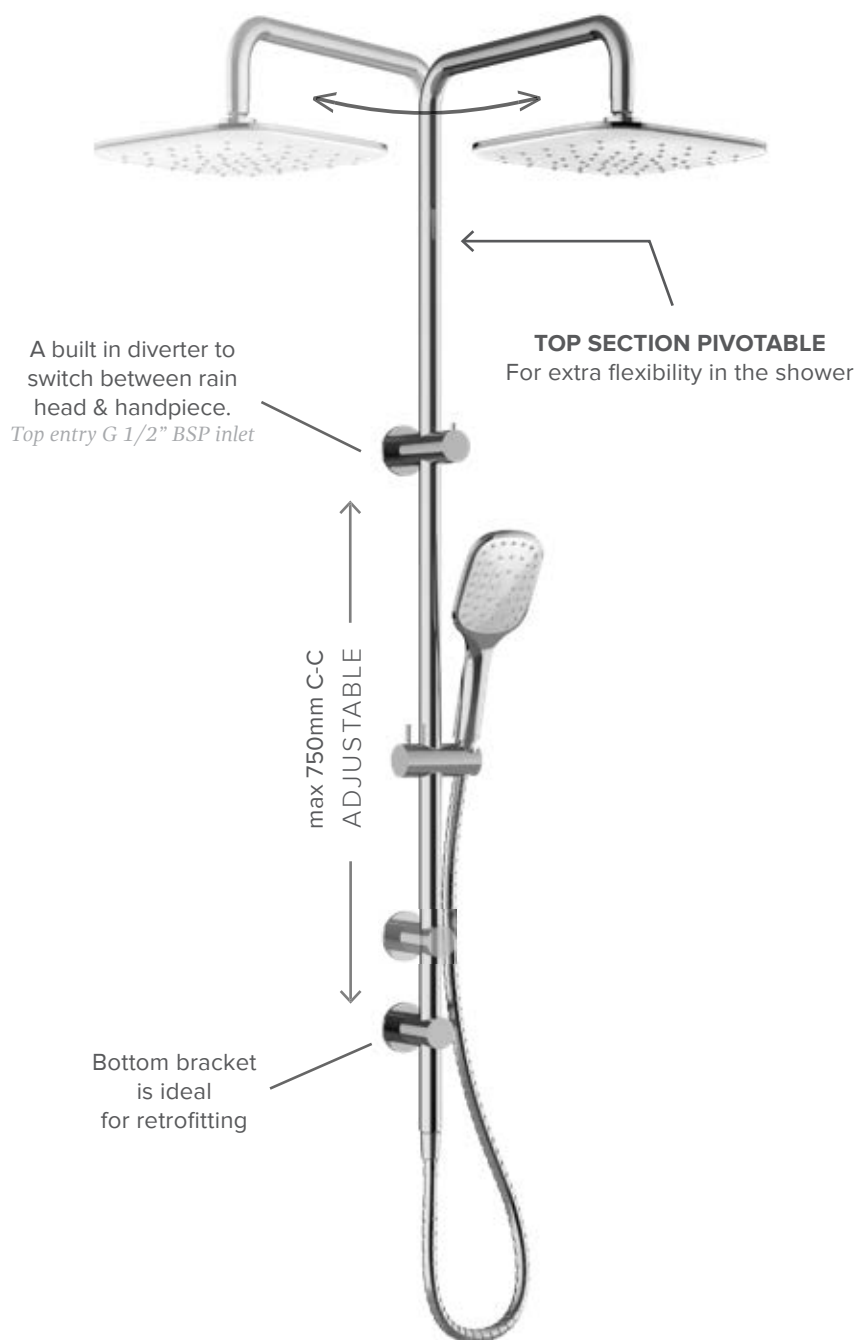
RAIN HEAD HANDPIECE



Que RAIN COLUMN

Upgrade your rain shower column with the minimalist look to suit your bathroom space.

IMPROVED MODEL





CORTO

The Corto range perfectly balances soft gentle lines with clean, refined edges. It embodies a calmness whilst commanding attention to its fine details without detracting from its environment.





1 CORTO BASIN MIXER

CBMCA

- 35mm quality European cartridge with anti-scald and flow limiter
- Designed in NZ

WELS **MP** ★★★★★ 7.0 L/min

↓ ↓ ↓

EQUAL HIGH (MAINS) PRESSURE

MP

↓ ↓ ↓

EQUAL LOW PRESSURE

LP

W

WaterMark

15

YEARS WARRANTY

*2 year labour

Available on request

2 CORTO BATH SPOUT

CBSCA

- ½ inch female thread
- Easy fit installation
- Designed in NZ

↓ ↓ ↓

EQUAL HIGH (MAINS) PRESSURE

MP

W

WaterMark

15

YEARS WARRANTY

*2 year labour



3 CORTO SHOWER MIXER

CCSMCA

- 35mm quality European cartridge
- Designed and assembled in NZ

↓ ↓ ↓

EQUAL HIGH (MAINS) PRESSURE

MP

W

WaterMark

15

YEARS WARRANTY

*2 year labour

4 CORTO DIVERTER MIXER

CDCSMCA

- Switch between two water outlets
- 35mm quality European cartridge
- Designed and assembled in NZ

↓ ↓ ↓

EQUAL HIGH (MAINS) PRESSURE

MP

W

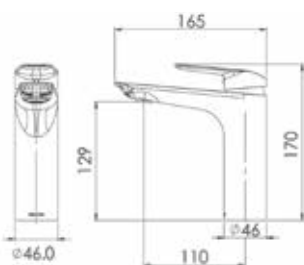
WaterMark

15

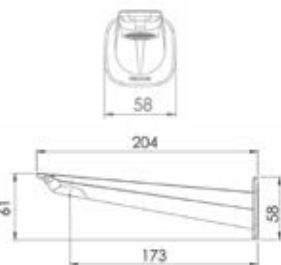
YEARS WARRANTY

*2 year labour

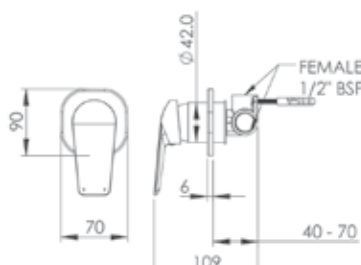
1 CBMCA



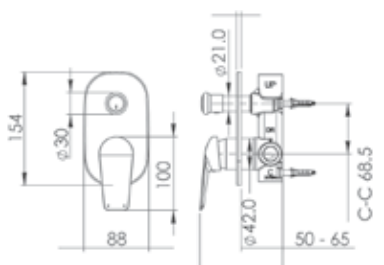
2 CBSCA



3 CCSMCA



4 CDCSMCA





1 CORTO SINGLE SPRAY SLIDE SHOWER

CCHSKCSRA

- Single function handpiece
- 840mm slide rail (C-C 731mm)



MP ★ ★ ★

8.0 L/min



2 CORTO SINK MIXER

CSMCA

- Pull down spring action
- Single spray function
- 35mm quality European cartridge with anti-scald and flow limiter
- Handle stops in 90° position
- 360° swivel spout
- Designed in NZ



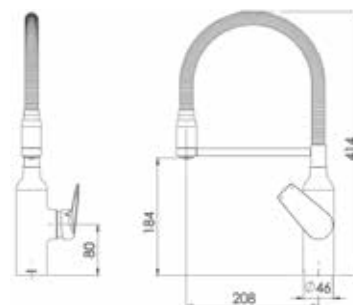
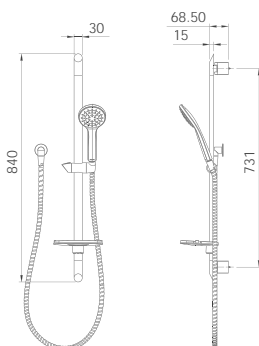
MP ★ ★ ★ ★

7.0 L/min



*2 year labour

└ Available on request ┐



REFLEX RANGE



REFLEX MINI BASIN MIXER

RBMCA

WELS MP ★★★★★ 6.5 L/min



Available on request



REFLEX BASIN MIXER

RBMCA

WELS MP ★★★★★ 7.0 L/min



Available on request



REFLEX SWIVEL BASIN MIXER

RSBMCA

WELS MP ★★★★★ 7.0 L/min



Available on request



REFLEX SINK MIXER

RSMCA

WELS MP ★★★★★ 6.5 L/min



Available on request



REFLEX SHOWER MIXER 120MM

RFCSMCA



Available on request



REFLEX SHOWER MIXER 195MM

RFCSMCLA



Available on request

FELTON CARE RANGE



FELTON CARE BASIN MIXER 40MM

FCBMCA

WELS MP ★★★★★ 7.0 L/min



Available on request



FELTON CARE SINK MIXER 40MM

FCSMCA

WELS MP ★★★★★ 7.0 L/min



Available on request



FELTON CARE SHOWER MIXER 120MM

FCCSMCA





REFLEX SINGLE SPRAY SLIDE SHOWER

RHSKCSRA

💧 WELS MP ★ ★ 9.5 L/min



REFLEX BATH SPOUT

RBSCA



WARRANTY

TERMS AND CONDITIONS

CONSUMERS

5 Year Replacement Parts Warranty

Felton Australia Pty Limited guarantees these mixers to be free from defects in materials and workmanship for a period of five (5) years from the date of purchase. Fair wear and tear is expressly excluded. This warranty is effective for five (5) years from the date of purchase and covers the supply of replacement parts only, not including installation. You must retain proof of purchase of the Mixer (such as an invoice or receipt) and provide this to Felton on request. This warranty is for manufacturing defects only and does not cover any damage to the product due to abuse, negligence or improper installation. This warranty is given on the understanding that the product is installed and operated according to Felton's installation guide and the Australian/New Zealand standard AS/NZS3500. This warranty is provided to persons who are defined as a consumer under the Australian Consumer Law only and for use in domestic/residential dwellings only (not for commercial use).

15 Year Replacement Parts Warranty (2 Years Plumbers Labour)

Felton Australia Pty Limited guarantees these mixers to be free from defects in materials and workmanship for a period of fifteen (15) years from the date of purchase. Fair wear and tear is expressly excluded. This warranty is effective for fifteen (15) years from the date of purchase and covers the supply of replacement parts only and 2 years of plumbers labour from the date of purchase relating solely to repairing or replacing the mixer, provided the product is installed by a registered plumber. You must retain proof of purchase of the mixer (such as an invoice or receipt) and proof of installation by a registered plumber and provide these to Felton on request. This warranty is for manufacturing defects only and does not cover any damage to the product due to abuse, negligence or improper installation. This warranty is given on the understanding that the product is installed by a registered plumber and operated according to Felton's installation guide and the Australian/New Zealand standard AS/NZS3500. This warranty is provided to persons who are a consumer under the Australian Consumer Law only and for use in domestic/residential dwellings only (not for commercial use).

10 Year Warranty - Felton Oxijet

Felton Australia Pty Limited guarantees these mixers to be free from defects in materials and workmanship for a period of ten (10) years from the date of purchase. Fair wear and tear is expressly excluded. This warranty is effective for ten (10) years from the date of purchase and covers the supply of replacement parts only, not including installation. You must retain proof of purchase of the mixer (such as an invoice or receipt) and provide this to Felton on request. This warranty is for manufacturing defects only and does not cover any damage to the product due to abuse, negligence or improper installation. This warranty is given on the understanding that the product is installed and operated according to Felton's installation guide and the Australian/New Zealand standard AS/NZS3500. This warranty is provided to persons who are defined as a consumer under the Australian Consumer Law only and for use in domestic/residential dwellings only (not for commercial use).

NOTE: At no stage should any surface coatings be cleaned with cleaning agents that contain a corrosive acid or a scouring additive. Surface coatings should be cleaned with liquid detergent or soap and water. Any damage caused through the use of an unsuitable cleaner will not be covered by this warranty. This warranty is subject to any other rights or remedies that you may have under the Australian Consumer Law (or any other applicable legislation) and to Felton's Terms of Trade.

COMMERCIAL

12 Month Warranty

Except where Felton products are promoted as "Not for Commercial Use", Felton Industries Limited guarantees these mixers to be free from defects in materials and workmanship, in a commercial application, for a period of twelve (12) months from the date of purchase. Where Felton products are promoted as "Not for Commercial Use", should these be used in a commercial application, then this warranty does not apply.

This warranty is effective for 12 months from the date of purchase and covers supply of replacement parts only, not including installation. You must retain proof of purchase of the Mixer (such as an invoice or receipt) and provide this to Felton on request.

This warranty is for manufacturing defects only and does not cover any damage to product due to abuse, negligence or improper installation. This warranty is given on the understanding that the product is installed and operated according to Felton's installation guide and the Australian/New Zealand standard AS/NZS3500. This warranty is provided to persons who are not defined as a "consumer" under the Consumer Guarantees Act 1993.

NOTE: At no stage should plated surfaces be cleaned with cleaning agents that contain a corrosive acid or a scouring additive. Plated surfaces should be cleaned with liquid detergent or soap and water. Any damage caused through the use of an unsuitable cleaner will not be covered by warranty.

*You must register the purchase and installation of mixer by returning the completed warranty card to Felton within 6 months of the date of purchase.

N.B. Matte Black products have a 5 year limited warranty on product finish



www.felontapware.com.au

CALL 1800 792 760

At Felton we care about our customers, our people and our planet. We are passionate about enhancing lives with innovative products. Felton products combine unique water technologies with a focus on the end user.

To find out more visit our website or follow us on social media.

FELTON PRODUCT CATALOGUE AUSTRALIA

Effective 1 October 2018. Products may on rare occasions differ slightly from literature and illustrations. Felton Industries Limited reserves the right to incorporate product changes and improvements without prior notice.



Felton Australia Pty Ltd is a subsidiary of:

FELTON INDUSTRIES LTD

8 Farmhouse Lane Glen Innes Auckland 1072

sales@felton.co.nz



@felontapware



/feltonltd



/FeltonIndustriesLimited



@feltonltd



/felton-industries-limited