



INSTALLATION GUIDE - AUSTRALIA

URBAN RAIN HEAD CEILING MOUNTED URHCMCA

SYSTEM REQUIREMENTS

To ensure the optimum performance and customer satisfaction please adhere to the following:

- Flush out all pipe work prior to installation.
- Installation should comply with relevant local authority requirements.


Operating Pressures	MINIMUM		MAXIMUM
	Hot	Cold	
	70kPa (10.2psi)	70kPa (10.2psi)	500kPa (72.1psi)
Operating Hot Water Temperatures	55° C		60° C
Operating Cold Water Temperatures	5° C		N/A



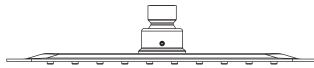
Failure to comply with the above will void warranties

⚠ AS/NZS 3500.1 states that pressures above 500kPa can cause damage from water hammer, reduce the life of appliances, taps & fittings, cause excessive noise in the system and recommend that a pressure limiting valve (PLV) be fitted.

WHAT IS IN THE PACK



1 x Vertical Arm



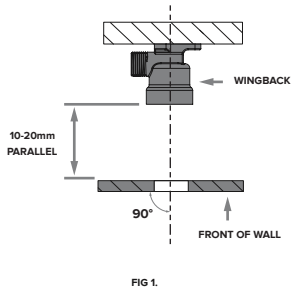
1 x Rain Head




1 x Flow Restrictor & Sleeve (already fitted)

HOW TO INSTALL

INSTALLING INTO STUD/NOG... (RECOMMENDED)

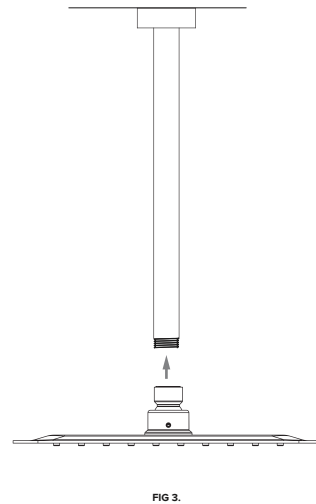


1. Ensure the wingback when fitted is parallel and square to the finished ceiling lining as shown (fig 1).



2. Apply seal thread tape to BSP and thread the vertical arm into the wingback.

3. Flush supply lines.
4. Screw the rain head onto the arm (fig 3).
5. Turn on water supply and check for leaks.



Warranty, Maintenance and Care YOUR COPY TO KEEP



Felton Australia Pty Limited guarantees these mixers to be free from defects in materials and workmanship for a period of five (5) years from the date of purchase. Fair wear and tear is expressly excluded. This warranty is effective for five (5) years from the date of purchase and covers the supply of replacement parts only, not including installation. You must retain proof of purchase of the Mixer (such as an invoice or receipt) and provide this to Felton on request. This warranty is for manufacturing defects only and does not cover any damage to the product due to abuse, negligence or improper installation. This warranty is given on the understanding that the product is installed and operated according to Felton's installation guide and the Australian/New Zealand standard AS/NZS3500. This warranty is provided to persons who are defined as a "consumer" under the Australian Consumer Law only and for use in domestic/residential dwellings only (not for commercial use).



At no stage should any surface coatings be cleaned with cleaning agents that contain a corrosive acid or a scouring additive. Surface coatings should be cleaned with liquid detergent or soap and water. Any damage caused through the use of an unsuitable cleaner will not be covered by this warranty. This warranty is subject to any other rights or remedies that you may have under the Australian Consumer Law (or any other applicable legislation) and to Felton's Terms of Trade.

Please fill in the details below, attach your receipt to this installation guide and keep as your proof of purchase.

Purchased at:

Date of purchase:

Installed by:

For technical assistance please ring: 1800 792 760