

INSTALLATION GUIDE - AUSTRALIA

AXISS SWIVEL BATH SPOUT BLACK AXBSSBA

SYSTEM REQUIREMENTS

To ensure the optimum performance and customer satisfaction please adhere to the following:

- Flush out all pipe work prior to installation.
- Installation should comply with relevant local authority requirements.

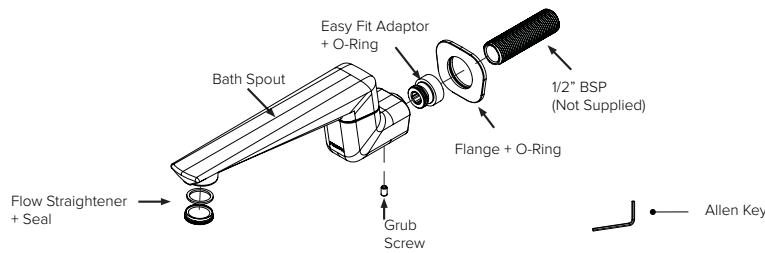
Operating Pressures

MINIMUM	N/A
MAXIMUM	1500kPa

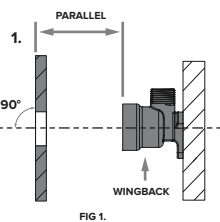


Failure to comply with the above will void warranties

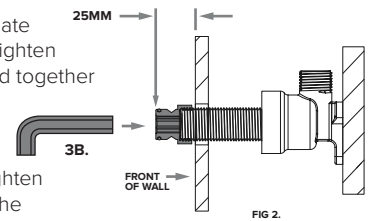
HOW TO INSTALL



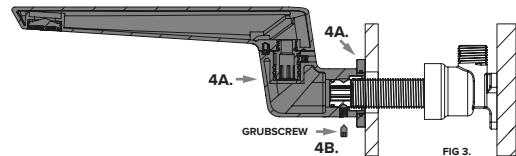
1. Ensure the wingback when fitted is parallel and square to the finished wall lining as shown (fig 1).
2. Measure and cut 1/2" BSP thread to the desired length (use fig 2 as reference).



- 3A. After applying the appropriate sealer to the thread hand tighten Easy Fit Adaptor and thread together into the wingback.
- 3B. Using a 12mm allen key, tighten the adaptor ensuring that the front face of the adaptor is 25mm from the finished wall lining as shown (fig 2).



- 4A. Fit flange onto bath spout and then fit onto Easy Fit Adaptor.
- 4B. Align bath spout and flange. Tighten grub screw when aligned.
5. Turn on water supply and check for leaks.



Warranty, Maintenance and Care YOUR COPY TO KEEP

Felton Australia Pty Limited guarantees these mixers to be free from defects in materials and workmanship for a period of fifteen (15) years from the date of purchase. Fair wear and tear is expressly excluded. This warranty is effective for fifteen (15) years from the date of purchase and covers the supply of replacement parts only and 2 years of plumber's labour from the date of purchase relating solely to repairing or replacing the mixer, provided the product is installed by a registered plumber. You must retain proof of purchase of the mixer (such as an invoice or receipt) and proof of installation by a registered plumber and provide these to Felton on request. Where products are promoted as "5 Year Limited Warranty on Product Finish", Felton Australia Pty Limited guarantees these product finishes to be free from defects in materials and workmanship under normal installation, use and service for a period of five (5) years from the date of purchase. Fair wear and tear is expressly excluded.

This warranty is effective for five (5) years from the date of purchase and covers the product finish only. You must retain proof of purchase of the product (such as an invoice or receipt) and provide this to Felton on request. This warranty is for manufacturing defects only and does not cover any damage to the product due to abuse, negligence or improper installation. This warranty is given on the understanding that the product is installed and operated according to Felton's installation guide and the Australian/New Zealand standard AS/NZS3500. This warranty is provided to persons who are a "consumer" under the Australian Consumer Law only and for use in domestic/residential dwellings only (not for commercial use).



At no stage should any surface coatings be cleaned with cleaning agents that contain a corrosive acid or a scouring additive. Surface coatings should be cleaned with liquid detergent or soap and water. Any damage caused through the use of an unsuitable cleaner will not be covered by this warranty. This warranty is subject to any other rights or remedies that you may have under the Australian Consumer Law (or any other applicable legislation) and to Felton's Terms of Trade.

Please fill in the details below, attach your receipt to this installation guide and keep as your proof of purchase.

Purchased at:

Date of purchase:

Product name/code:

For technical assistance please ring: 1800 792 760